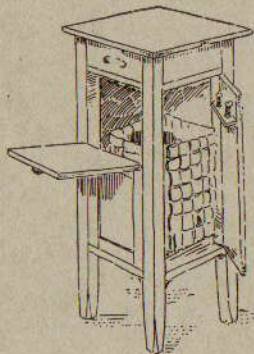
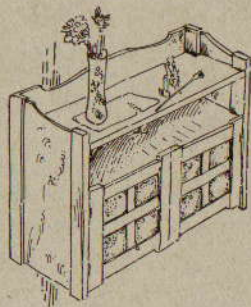


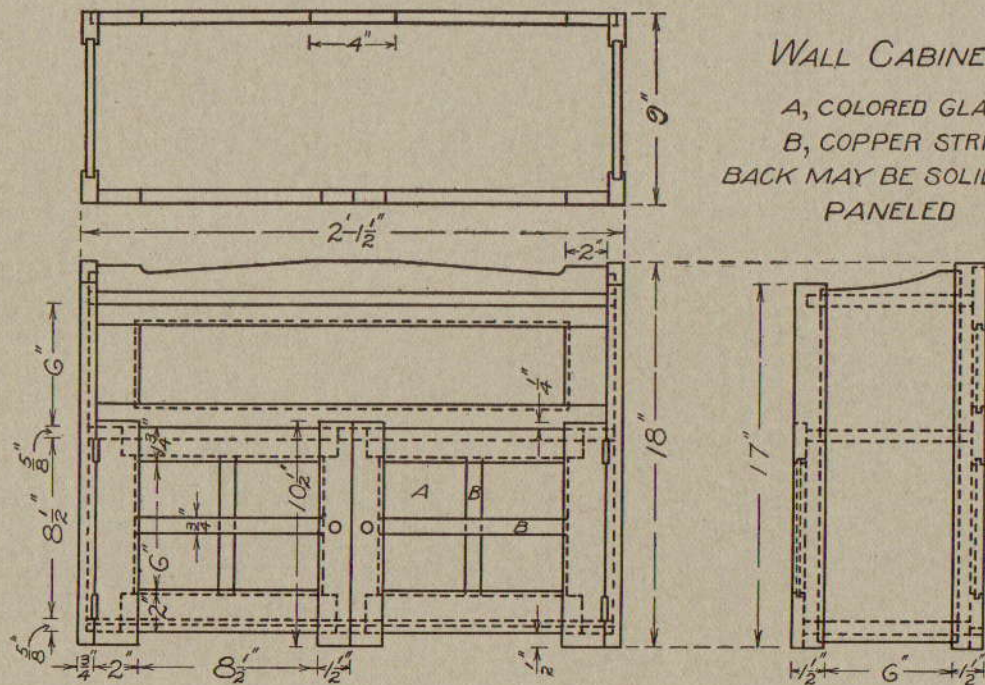
### 30—Wall Cabinet

An eighth grade or high school problem, and an attractive library, study or dining room hanging piece. The colored glass for doors is in one piece for each door with copper strips (preferably burnished) set in to form part of the decoration, rather than an essential feature in the construction. The project may be simplified by making the back solid, using narrow matched lumber, or by gluing pieces together instead of paneling as suggested in working drawing. Finish dark to contrast with color in glass and with the bright copper strips.

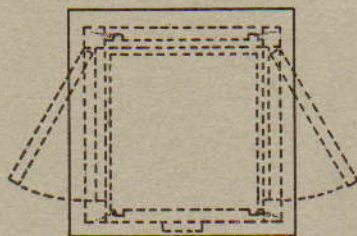
### 31—Sewing Cabinet

A high school problem in quartered oak. Plain oak or chestnut will be somewhat less attractive in appearance. The front and back panels are fastened in by first boring a five-eighths hole part way through from the inside (as shown by dotted circles in working drawing) and then driving one-inch screws from these holes into corner posts. This makes a very practical problem in paneling and general cabinet-making. Finish by filling and varnishing if a strong grain is desired; otherwise stain, or stain and fill, and apply wax or varnish.





F.D.C.



## SEWING CABINET

SPOOL RACK, YARN BAG  
ETC. ON INSIDE OF DOORS

WASTE BASKET SET  
INSIDE ON BOTTOM

