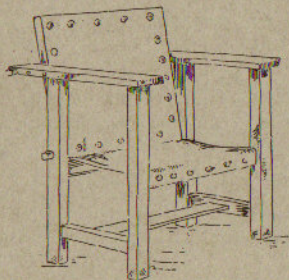


### 32—Music Cabinet

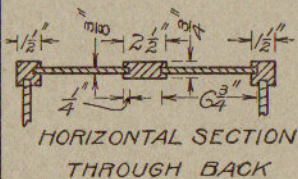
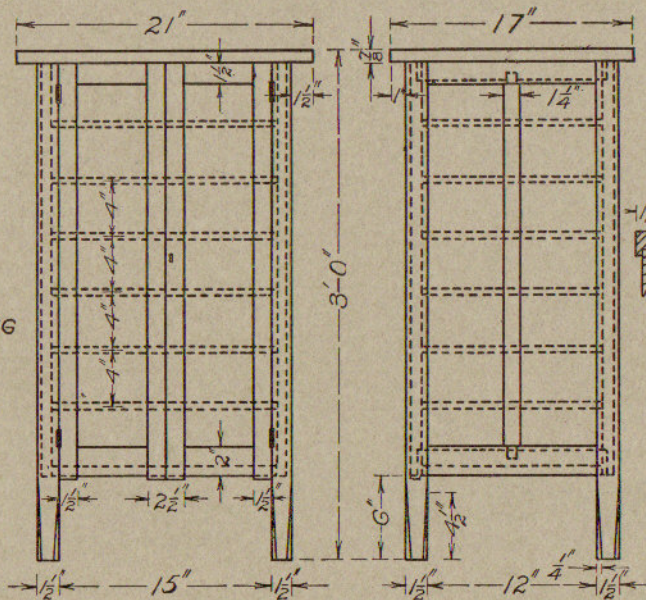
A high school problem in cabinet-making. Make this piece of butternut, black walnut, mahogany or maple. Finish with varnish and rub down three or four coats to give a dull or egg-shell finish. In putting cabinet together glue sides up first; lay one side on floor with inside of side up and set back panel and shelves in position. Now place second side in position and fasten with glue.



### 33—Library Chair

A high school problem. In design this is a novel modification of the Morris Chair. The seat and back should be covered with natural leather and fastened with large iron, brass or bronzed tacks which are given the "dead" rather than the bright finish. The leather of the seat should not be stretched very tight at first. A finish similar to the one recommended in the rocking chair is advised here, except that filler and stain may be brown to harmonize in color with the leather.

# MUSIC CABINET



# LIBRARY CHAIR

## LEATHER SEAT AND BACK

